

ENROLLMENT UPDATE

DIVISION OF ENROLLMENT MANAGEMENT AND STUDENT SUCCESS



CLASS OF 2020

Most diverse and academically accomplished cohort in UNIVERSITY HISTORY



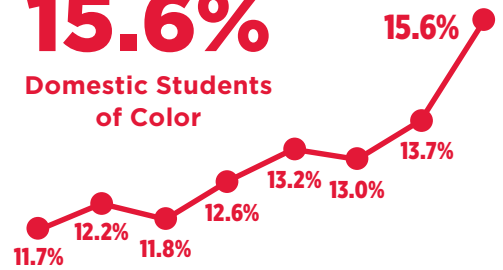
3,798
Enrolling First-Year Students

14.5%
First Generation Students

DIVERSITY

15.6%

Domestic Students of Color

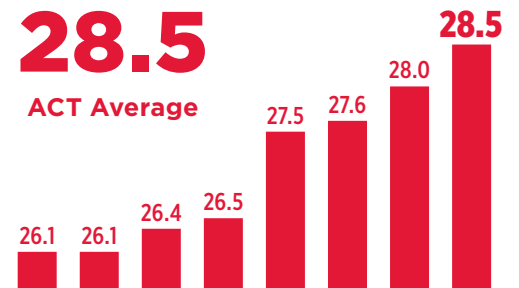


Enrolling Students of Color (2009-2016)

ACADEMIC PROFILE

28.5

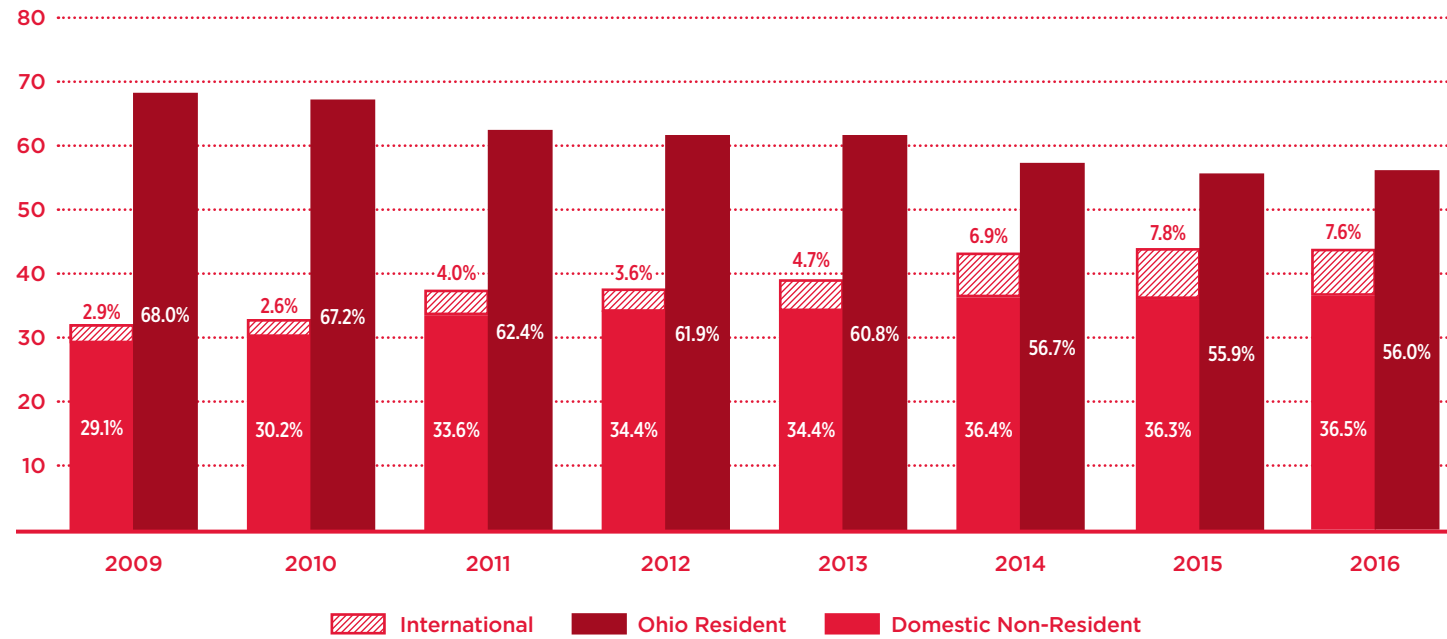
ACT Average



Enrolling ACT Average (2009-2016)

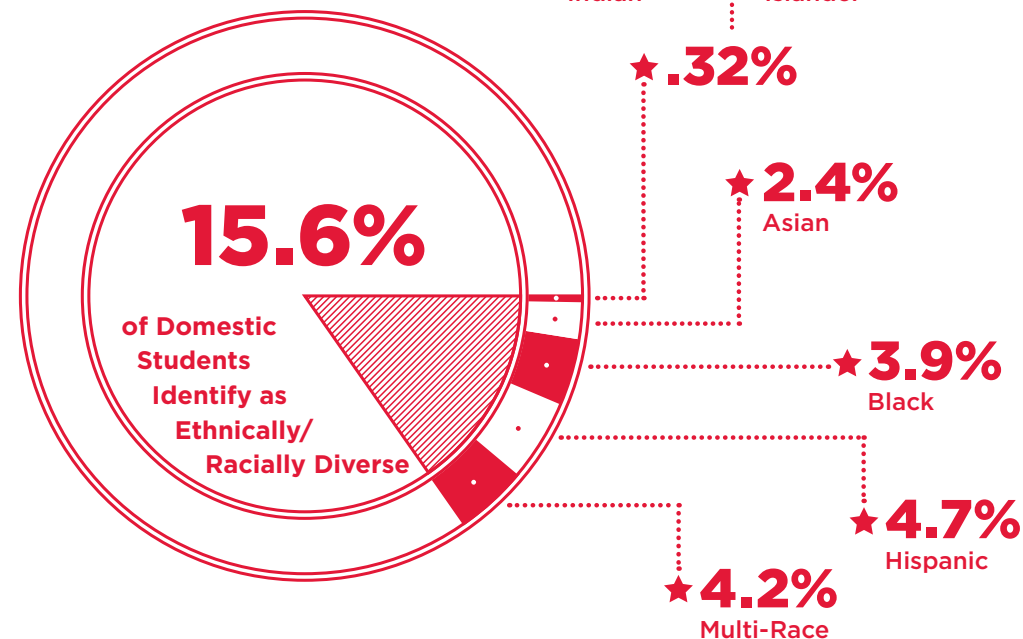
FALL 2016 FIRST-YEAR COHORT STATISTICS

RESIDENCY



DIVERSITY

FALL 2016 DOMESTIC DIVERSITY COMPOSITION



BRIDGES PROGRAM

IMPACT ON FALL 2016 COHORT

45.0%

Enrolling Black/African American Students who Participated in the Bridges Program

31.6%

Enrolling Students of Color who Participated in the Bridges Program

FINANCIAL AID



64%
of Incoming First-Year Students Received a Merit Award

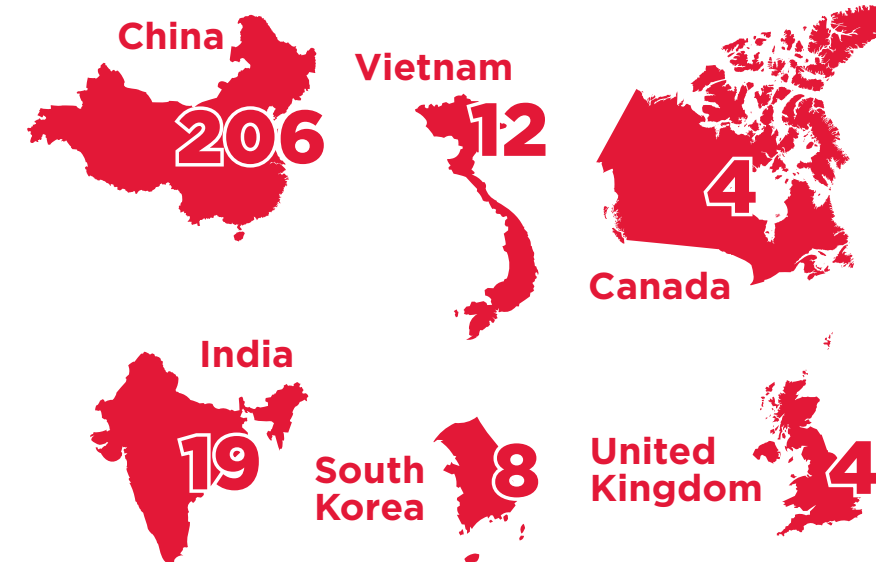
36%
of Incoming First-Year Students Received a Need-Based Award

118
Miami Access Fellows

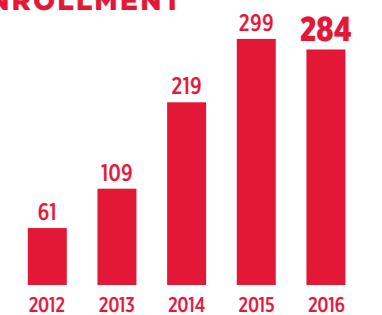
11.2%
Pell Eligible

INTERNATIONAL

TOP COUNTRIES



FIRST-YEAR DEGREE-SEEKING ENROLLMENT



FIRST-YEAR ACE PROGRAM ENROLLMENT



274
2016 Students Enrolled in the ACE

TRANSFER


TOP 5 "TRANSFER FROM" INSTITUTIONS



- Sinclair Community College
- Columbus State Community College
- Cincinnati State Technical and CC
- The Ohio State University Main Campus
- Wright State University Main Campus

239

Enrolled Transfer Students Fall 2016



TOP 10 MAJORS - FALL 2016 TRANSFER STUDENTS

University Studies
53

16
Psychology

12
Sport Leadership & Management

10
University Studies (Not Admitted to FSB)

9
Biology

9
Early Childhood Education

9
Economics

9
Kinesiology

9
Mechanical Engineering

8
Computer Science

ADDITIONAL FALL 2016 COHORT STATS

POSTSECONDARY CREDIT



66.1%

% Entering With
Credit Hours

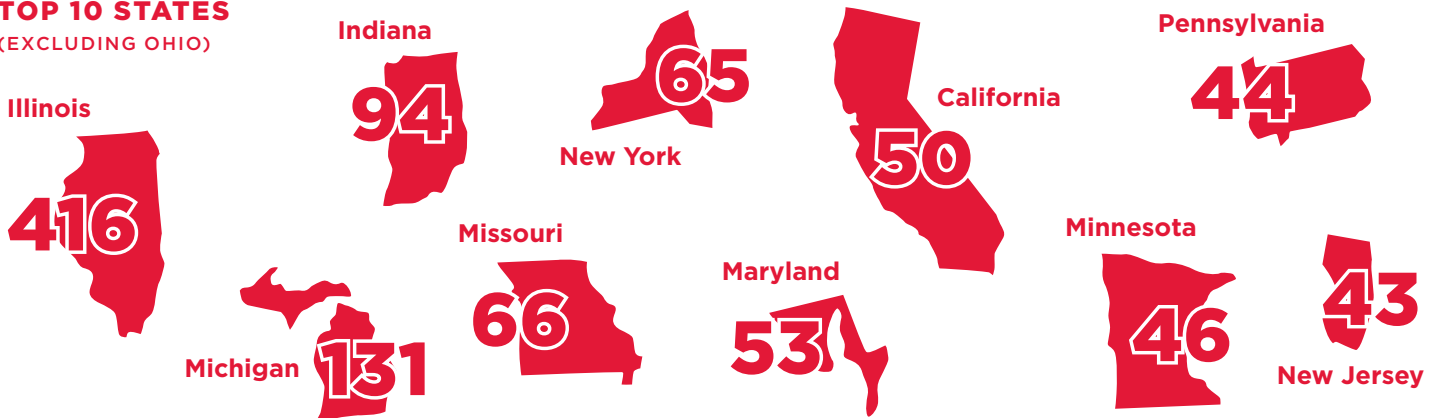
17.7%

AVG # Of Total
Postsecondary Hrs

82

Highest # of
Credits

TOP 10 STATES (EXCLUDING OHIO)



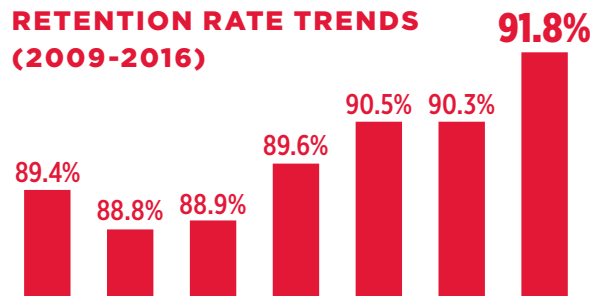
OTHER EMSS DATA



91.8%


First-to-Second Year
Retention Rate for the
Fall 2016 Cohort

RETENTION RATE TRENDS (2009-2016)



FALL CAREER FAIR

**314 Employers
Participated**



2016 OXFORD SUMMER TERM STATS

Students
Participating:

5,333

Average Credits
Taken:

4.69

% Credits Taken
Online:

36%

% Credits Taken
Abroad:

20%

EMSS provides leadership to the offices of Admission, Bursar, Career Services, Enrollment Communication, Enrollment Operations and One Stop, Enrollment Research and Analysis, Student Financial Assistance, and the Student Success Center, and the University Registrar.