

Key Qualities of INSTRUCTOR FEEDBACK

1 TIMELY



Though feedback need not be immediate, it should be timely. Try to leave feedback for an assignment before students move on to the next assignment, topic, or module. Set a reasonable deadline by which you will review student work.

2 BALANCED



Consider feedback a motivational tool for continued learning. Begin with a positive comment about the assignment, followed by suggestions for improvement.

3 ACTIONABLE



Avoid generic statements like “Lacks direction” or “Great job!” Instead, focus on leaving task-specific feedback in a neutral tone on areas that need improvement or responses that were exceptionally completed.

4 CONSISTENT



Create clickable rubrics on Canvas assignments so that students are aware of your expectations. Decide how often you’ll leave feedback depending on the format of your course, and stick to it.

INSTRUCTOR FEEDBACK Canvas Tools

QUIZ QUESTION FEEDBACK

USE IT FOR:

Automated feedback for specific answer choices on a quiz

HOW TO GET THERE:

Quizzes > select Quiz > Edit > Questions tab > Question details > “...” button underneath answer choices

Question Multiple Choice pts: 1

Enter your question and multiple answers, then select the one correct answer.

Question: HTML Editor

Answers:

Correct Answer Answer Text

Possible Answer Answer Text

Possible Answer Answer Text

Possible Answer Answer Text

Possible Answer Answer Text

Possible Answer Answer Text

Cancel Update Question

GRADEBOOK FEEDBACK

Student Name	Historical Video Assign... Out of 25
Emily Boone	
Jessica Doe	/ 25
Max Johnson	25
Bruce Jones	19

USE IT FOR:

Assignment-specific feedback

HOW TO GET THERE:

Grades > Grade detail button > Comments text box

Jessica Doe

Historical Video Assignment

SpeedGrader

Grade out of 25

Status

None

Late

Missing

Excused

Comments

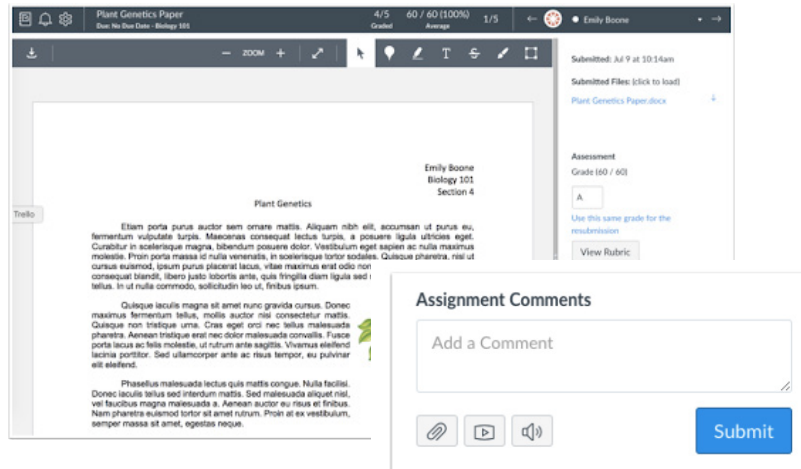
Thanks for your submission! I will grade your paper shortly.

Cancel Submit

INSTRUCTOR FEEDBACK

Canvas Tools

SPEEDGRADER FEEDBACK



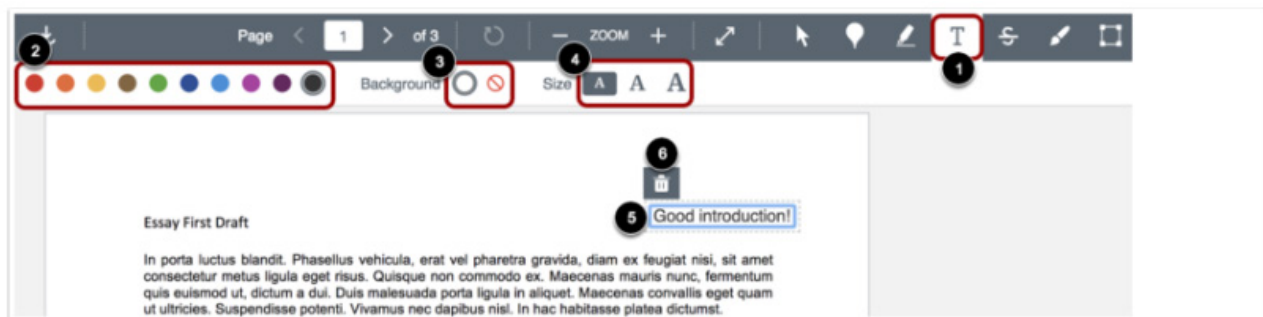
USE IT FOR:

Text, audio, or video feedback on a specific assignment or quiz

HOW TO GET THERE:

SpeedGrader > Choose student name > Assignment Comments box

ANNOTATED COMMENTS IN DOCVIEWER



USE IT FOR:

Text, strikethrough, drawing, area, point, or highlight annotations in a submitted document

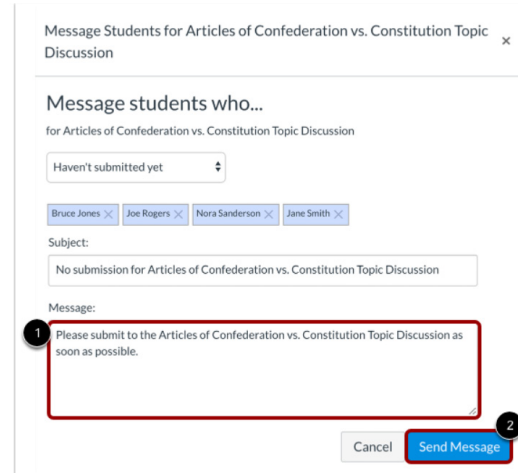
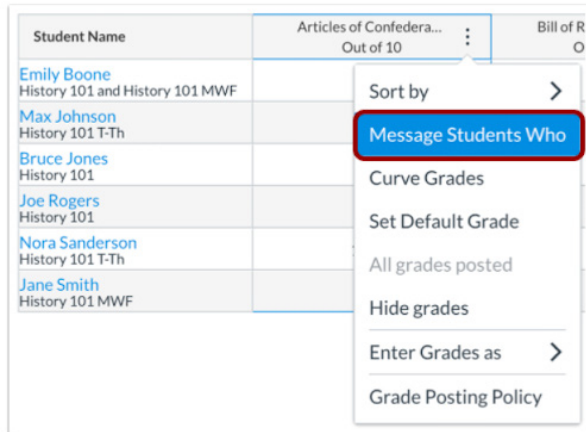
HOW TO GET THERE:

Open assignment > SpeedGrader (DocViewer automatically displays for compatible file submissions)

INSTRUCTOR FEEDBACK

Canvas Tools

MESSAGE STUDENTS WHO...



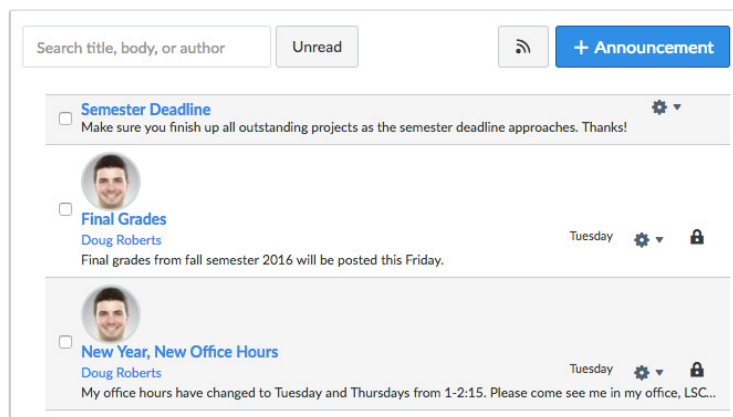
USE IT FOR:

Reaching students who haven't completed an assignment

HOW TO GET THERE:

Grades > Assignment menu (3 dots) > Message Students Who

ANNOUNCEMENTS



USE IT FOR:

Class-wide reminders and general feedback on assignments

HOW TO GET THERE:

Announcements > "+ Announcement" button